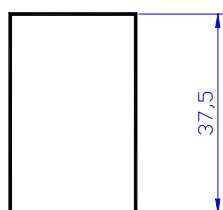



SIZES



M E D I C A L D I A G N O S T I C S Y S T E M S

Conventional X-Ray generators 300mA / 120kV - 1 tube
500mA / 125Kvp - 1 or 2 tubes

TECHNICAL DATA

OUTPUT	300mA @ 120 Kvp	500mA @ 125Kvp
OUTPUT VOLTAGE	40 ~ 120Kvp	40 ~ 125Kvp
	10 ~ 10Kv steps (K.G) 2 ~ 2Kv steps (K.F)	
TUBE CURRENT	50, 100mA - Small Focus 150, 200, 300mA - Large Focus	50, 100mA - Small Focus 150, 200, 300, 500mA - L.Focus
EXPOSURE TIME	Microprocessor controlled timer 0,02 ~ 3,5 seconds (25 steps)	
POWER RATINGS	220 / 380V ~ 30KW	220 / 380V ~ 40KW

FEATURES

Soft touch selection system (Mambrane keypad) tube selection, on/off power switch, with bucky/without bucky, time selection, technique selection and fluoroscopy request, readiness, rays and blockage indicators. Source voltage, kilovoltage and exposure time in LCD display. Available options include Fluoroscopic mode or Automatic Exposure Control. «Wireless» remote control trigger for distance.


Low frequency and high voltage generator holding one tube, wound over an iron-shielded nucleus, siliceous grain oriented, complete monofasic rectified wave with solid state silicon rectifiers, the whole set closed in dielectric oil.

Inge.ray S.R.L.

CAMPILLO 2585 (1427)
BUENOS AIRES - ARGENTINA
TE. (54 11) 45 23-39 99
(54 11) 45 23-57 92
TE./FAX (54 11) 45 23-57 92
www.ingeray.com.ar
e-mail: ventas@ingeray.com.ar

DISTRIBUTOR

FRONT VIEW



NOTE: IT IS SUBJECT TO CHANGE FOR TECHNICAL IMPROVEMENTS WITHOUT NOTICE